






# Art Subject Progression:

		Nursery & Reception	Year 1 & 2	Year 3 & 4	Year 5 & 6
	<b>Elements of Art</b>	Children explore basic elements of art, such as colour, shape, and texture. They begin to experiment with creating marks, lines, and patterns using various materials (e.g., crayons, paints, and playdough). Children begin to recognise different colours and simple shapes, associating them with objects in their environment.	Children become more familiar with the fundamental elements of art, such as line, shape, form, space, colour, texture, and pattern. They start to use these elements deliberately in their work, creating simple compositions and designs. They learn to name and mix basic colours and experiment with different textures and shapes in their artwork.	Children deepen their understanding of the elements of art, using them to create more detailed compositions. They explore different textures and patterns, using a variety of materials to enhance their work. They start to understand how these elements work together to create a visual impact and begin to refine their colour mixing techniques and their use of space and form.	Children use the elements of art with increased sophistication, creating works that demonstrate a strong understanding of colour theory, texture, and composition. They experiment with a wide range of materials, techniques, and tools to express their ideas. They understand the relationship between the elements and use them intentionally to convey mood, emotion, and meaning in their art.
	<b>Drawing and Painting Techniques</b>	Children explore mark-making with a variety of tools, such as crayons, pencils, and brushes. They experiment with drawing simple shapes and figures, and use paint to create broad strokes and splash patterns. They develop basic control over their tools and begin to understand the difference between drawing and painting.	Children experiment with different drawing tools (e.g., pencils, felt tips) to create simple lines, shapes, and forms. They begin to use basic painting techniques, such as filling in shapes with colour and experimenting with colour mixing. They start to explore light and dark tones and understand the basic concepts of shading and texture.	Children develop their drawing and painting skills by experimenting with more complex techniques, such as layering, blending, and using different brush strokes. They begin to refine their use of tone, texture, and line in their drawings and paintings. Children start to use perspective and proportion in their work and explore different ways of creating texture in their paintings.	Children demonstrate a high level of skill in drawing and painting, using a wide range of techniques such as blending, shading, and using light and dark tones to create depth. They use more complex compositions, incorporating perspective, proportion, and detail into their work. They explore more advanced painting techniques, including glazing, layering, and using mixed media to enhance their artwork.
	<b>3D/Sculpture Techniques</b>	Children begin to explore three-dimensional materials, such as clay, playdough, and paper. They experiment with moulding, rolling, and shaping materials to create simple forms, such as balls or shapes. They also begin to explore building and constructing with basic materials like blocks.	Children experiment with basic sculptural techniques, such as rolling, pinching, and flattening clay or dough. They begin to create simple three-dimensional forms, such as animals, people, or houses, using different materials like clay, paper, or fabric. They begin to understand the concept of building structures and how to join materials together.	Children develop their 3D skills by learning more advanced techniques, such as coiling and slab-building in clay. They explore the use of mixed media in sculpture, combining materials like wire, clay, and found objects. Children also start to consider the use of space and texture in their 3D work, creating more detailed and complex sculptures.	Children refine their sculptural techniques, using a range of materials such as clay, wire, and papier-mâché to create more intricate and detailed sculptures. They experiment with texture, shape, and form, creating sculptures that demonstrate understanding of balance, proportion, and space. They explore professional sculptors' techniques and begin to make connections between their work and real-world sculptures.
	<b>Collage, Printing, Textiles and Photography Techniques</b>	Children explore collage techniques by cutting and tearing paper and fabric to create simple pictures or patterns. They begin to experiment with printing using everyday objects, such as sponges, stamps, or their hands. They explore using different textures, such as fabric, paper, and natural materials in their artwork.	Children experiment with collage by layering different materials, such as paper, fabric, and natural objects, to create textures and patterns. They learn to use printing techniques like block printing and stamping to create repeated patterns. Children begin to explore textiles by using simple weaving or sewing techniques to create patterns or designs.	Children begin to explore more advanced techniques in collage, printing, and textiles, such as creating textured collages using fabric or paper with different finishes. They experiment with screen printing and use various printing tools to create more intricate patterns. They also begin to learn basic sewing techniques, such as stitching and embroidery, to create textile pieces.	Children refine their techniques in collage, printing, and textiles, creating more complex and detailed works. They experiment with different types of printing, such as mono-printing and block printing, to create layered compositions. They develop their skills in textiles by experimenting with embroidery, appliqué, and other fabric manipulation techniques. Children also experiment with photography, exploring composition, lighting, and framing in their photographic works.
	<b>Artist Appreciation</b>	Children are introduced to the concept of artists and artwork by looking at pictures of famous works of art and discussing what they see. They begin to recognise that different artists use different materials, styles, and techniques to create art. They are encouraged to express their feelings and ideas about the art they view.	Children begin to explore the work of specific artists, looking at famous artists like Van Gogh, Picasso, or Monet. They begin to understand the idea of style and technique, discussing how artists use different approaches to create their work. Children are encouraged to talk about what they like and dislike about different works of art and to reflect on the emotions and ideas the artwork evokes.	Children explore a wider range of artists and their techniques, considering how context and culture influence the work of an artist. They begin to compare and contrast different artists and styles, discussing how artists use elements of art in their work. Children are encouraged to express their opinions and ideas about art and consider how their own work might be inspired by the artists they study.	Children engage in deeper analysis and appreciation of different artists, understanding how art reflects different time periods, cultures, and movements. They explore a range of artistic styles, from classical to contemporary, and learn to identify key features in an artist's work. Children critically evaluate and interpret art, considering the impact of art on society and the world, and reflect on how their own work connects to the work of famous artists.