


KS₂ SATs 2018



KS2 SATs Guidance for Parents ***SPRING 2018***



Parents and teachers working together for the benefit of the children.



WHAT WILL BE ASSESSED?

ASSESSED BY TESTS *(marked externally)*

READING

ONE PAPER

Reading booklet
and associated
answer booklet.

SPaG

Paper 1, short
answer questions.

Paper 2, spelling.

MATHS

Paper 1, arithmetic

Paper 2, reasoning

Paper 3, reasoning

** No Calculator Paper*

CONTINUOUS TEACHER
ASSESSMENT

WRITING

CONTINUOUS TEACHER ASSESSMENT or TEST
SAMPLING SELECTED SCHOOLS (2018)


SCIENCE

READING 2018

ASSESSED BY TEST *(marked externally)*

PAPER 1

60 minutes



- This test consists of a reading answer booklet and a separate reading booklet.
- Pupils will have a total of 1 hour to read the 3 texts in the reading booklet and complete the questions at their own pace.
- The least-demanding text will come first with the following texts increasing in level of difficulty.

READING SKILLS ASSESSED

The most crucial aspects of reading at the end of Key Stage 2 are:-

- Accuracy (decoding familiar and unfamiliar words correctly)
- Fluency (speed and confidence)
- Comprehension (drawing meaning from text)
- Understanding, describing, selecting or retrieving information, events or ideas from texts and using quotation and reference to text.
- Deducing, inferring or interpreting information, events or ideas from texts.
- Identifying and commenting on the structure and organization of texts, including grammatical and presentational features at text level.
- Explaining and commenting on the writers' use of language, including grammatical and literary features at word and sentence level.
- Identifying and commenting on writers' purposes and viewpoints, and the overall effect of the text on the reader.

How to help your child with Reading

- First and foremost, focus developing an enjoyment and love of reading.
- Enjoy stories together – reading stories is equally as important as listening to your child read.
- Talk about the story before, during and afterwards – discuss the plot, the characters, their feelings and actions, how it makes you feel, predict what will happen and encourage your child to have their own opinions.
- Look up definitions of words together – you could use a dictionary, the internet or an app on a phone or tablet.
- All reading is valuable – it doesn't have to be just stories. Reading can involve anything from fiction and non-fiction, poetry, newspapers, magazines, football programmes, TV guides.
- Visit the local library - it's free



SPaG 2018

English - Spelling, Punctuation and Grammar

ASSESSED BY TEST *(marked externally)*

PAPER 1

45 minutes to complete the test, answering the questions in the test paper.

PAPER 2

This component consists of an answer booklet for pupils to complete and a test transcript to be read by the test administrator.

Pupils will have approximately 15 minutes to complete the test (not strictly timed), by writing the 20 missing words in the answer booklet.



English Grammar, Punctuation and Spelling

Sample questions

2

Which pair of verbs correctly completes the sentence below?

Pluto _____ now called a dwarf planet, but once it _____ classified as a planet.

Tick **one**.

was is ☐

was was ☐

is is ☐

is was ☐

14

Tick the option that shows how the underlined words are used in the sentence.

My baby brother was born in the hospital where my father works.

Tick **one**.

as a preposition phrase ☐

as a relative clause ☐

as a main clause ☐

as a noun phrase ☐

1 mark

13

Tick one box to show which part of the sentence is a **relative clause**.

The table which is made of oak is now black with age.

↑	↑	↑	↑
<input type="checkbox"/>	<input type="checkbox"/>	<input type="checkbox"/>	<input type="checkbox"/>

1 mark

MATHS 2018

MATHS *(marked externally)*

PAPER 1

Arithmetic - lasts for 30 minutes.

PAPER 2

Reasoning - lasts for 40 minutes.

PAPER 3

Reasoning - lasts for 40 minutes.

The tests have questions of 1 and 2 marks and children are given marks for working out if they finish the task, but get the answer incorrect.

NO CALCULATORS are allowed.

Sample arithmetic questions

5 $1,034 + 586 =$

☐ 1 mark

23

$$\begin{array}{r} 54 \\ \times 23 \\ \hline \end{array}$$

Show your method

☐ 2 marks

13 $4^2 =$

☐ 1 mark

22 $12 - 6.01 =$

☐ 1 mark

16 $1,440 \div 12 =$

☐ 1 mark

25

$$\begin{array}{r} 133016 \\ \hline \end{array}$$

Show your method

☐ 2 marks

Sample reasoning questions


2

A pack of paper has 150 sheets.

4 children each take 7 sheets.

How many sheets of paper are left in the packet?

Show
your
method



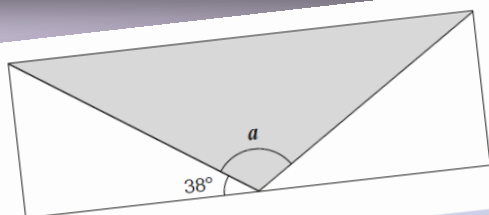
11

Here is a number written in Roman numerals.

CXV

Write the number in figures.

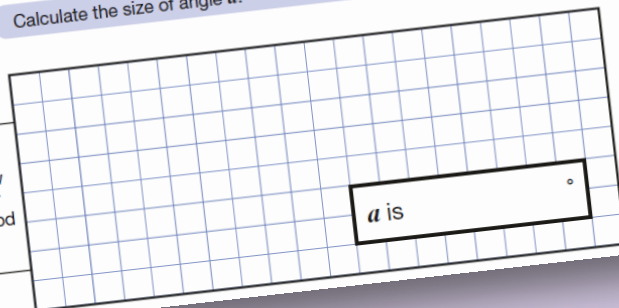
1 mark



Not
to
scale

Calculate the size of angle a .

Show
your
method



a is

2 marks

5

What is 444 minutes in hours and minutes?

hours

minutes

1 mark

How to help your child with Maths

- Play times tables games
- Play mental maths games including counting in different amounts, forwards and backwards
- Encourage opportunities for telling the time
- Encourage opportunities for counting coins and money; finding amounts or calculating change when shopping
- Look for numbers on street signs, car registrations and anywhere else!
- Look for examples of 2D and 3D shapes around the home
- Identify, weigh or measure quantities and amounts in the kitchen or in recipes
- Play games involving numbers or logic, such as dominoes, card games, darts, draughts or chess



WRITING 2018

There is a greater focus on the progress children make in writing throughout the school year, as opposed to a test-day snapshot of what they know.

DfE Guidance:- TA provides a rounded judgement that:

- is based on knowledge of how the pupil has performed over time and in a variety of contexts
- takes into account strengths and weaknesses of the pupil's performance
- Teachers will assess children's writing composition. Children's results for English writing will be a judgement of their work throughout Year 6.
- Children's grammar, punctuation and spelling skills will be assessed as part of their writing, but their creativity and writing style will also be evaluated.
- Schools will moderate their judgements with other local schools and may be moderated by their Local Authorities too.

How to help your child with writing

- Practise and learn statutory spelling words – make it fun!
- Encourage opportunities for writing such as letters to family or friends, shopping lists, notes or reminders, stories or poems.
- Write together – be a good role model for writing.
- Encourage use of a dictionary to check spelling and a thesaurus to find synonyms and expand vocabulary
- Allow your child to use a computer for word processing, which will allow for editing and correcting of errors without lots of crossing out.
- Remember that good readers become good writers! Identify good writing features when reading (e.g. vocabulary, sentence structure, punctuation).



SCIENCE 2018

SCIENCE SAMPLING - Every two years
and **WILL** take place in 2018.

- There are no formal science SATs in 2018 for pupils.
- '**Science sampling**' has been reintroduced, it IS taking place in 2018 and schools concerned will be contacted in early spring 2018 by the STA (Standards & Testing Agency)

Teachers will assess children's knowledge and understanding of science and will judge their scientific skills according to the National Curriculum Interim Framework for Science.

Children's results for science will be a judgement of their work throughout KS2.

WHEN ARE THE TESTS?

All KS2 SATs will be held in the week beginning 14th May 2018.
The tests must be taken on the scheduled days.

Monday 14 May	English grammar, punctuation and spelling Paper 1: Questions English grammar, punctuation and spelling Paper 2: spelling
Tuesday 15 May	English reading
Wednesday 16 May	Mathematics Paper 1: arithmetic Mathematics Paper 2: reasoning
Thursday 17 May	Mathematics Paper 3: reasoning

***Absence during the test period** - Pupils who miss one or more component of a test and do not qualify for a timetable variation will not be awarded a score for that test.*

SATs Week

During SATs week, we offer a (free) breakfast to our Year 6 children. We start at 8am and serve breakfast which we have together in the hall / class. We then have a chance to get rid of all the nerves, spend a little time in reflection and prepare the children for their morning.

We ask all the children to attend - it really does help to prepare them for their tests each day.

FUN FRIDAY

Keeping with tradition, the children will spend the day at Richmond Park, participating in a number of team-building games and activities, with a family picnic.

SCALED SCORES

- Tests at the end of KS2 will report in scaled scores.
- The 'expected standard' will always be set at 100.
- Raw scores in the test will be converted to scaled scores.
- The 'raw score' that equates to 100 might be different each year.
- Pupils who score 100 or more will have met the 'expected standard'.
- Pupils who score below 100 will not have met the 'expected standard'.



REPORTING RESULTS


- Children's progress, as well as their achievement, will be measured and reported on in school performance tables.
- Teacher assessments will be passed on to Year 7 so the results can be used in planning for KS3 teaching and setting ongoing targets.
- The test results are available mid July.
- Teacher assessment draws together everything the teacher or teachers know about a child, including observations, marked work and school assessments. It is not a 'snapshot' like tests and is therefore more reliable. (There can be a difference between teacher assessment results and test levels).

How are we preparing?

- Teaching the more challenging learning objectives set out in the National Curriculum 2014
- Focused Maths Lessons
- Focused Spelling Lessons
- Focused SPaG Lessons (Spelling, Punctuation & Grammar)
- Power of Reading approach
- Writing Assessments carried out regularly
- Practising previous SATs papers
- Booster sessions
- Home Learning to support teaching & learning in school


Further help at home

- Try not to put pressure on your child.
- Support with homework and targets that have been / will be discussed at Parents Evening.
- Use the previous test papers only if advised by school as they are used in school as assessment and practise for the children. Using the same papers at home makes it difficult to prepare the children adequately.



WE RECOMMEND:-

Early nights and lots of sleep



Good attendance

Good punctuality



A good breakfast



**LOTS OF PRAISE AND
ENCOURAGEMENT!**

